



# Dynamic Flight School – Harness Order Form



**Manta - \$1,820**



**RR Mk 3 - \$2,980**

Dual risers Manual head up/down adjustment Flat boot Comfortable & roomy Designed for low hour pilots Velcro-in zipper as standard Very roll stable in hang & prone Easy to enter & exit prone Heaps of storage areas	Single airfoil riser Hands free Pilot AoA system Pointy boot & internal zip up/down ropes Single or dual internal parachutes Large internal storage pockets Easy to enter & exit prone Flexible outer skin covers all pockets Lowest drag, maximum comfort Twin chest storage pockets
---	---

### Measurements in cm

Shoulder height		Shoulder height	
Chest		Chest	
Hips		Hips	
Shoe		Shoe	

### Colour Choices – see colour chart

Main body		Main body	
External pockets		Teardrops	
Boot		Chest pockets	
Shoulder shroud		Shoulder shroud	

### Optional Extras

Parachute – 120kg MTOW fitted - \$980		Dual internal parachute pockets - \$100	
Parachute – 140kg MTOW fitted - \$1080		Drogue chute pocket - \$100	
Trilobite hook knife fitted - \$50		Parachute – 120kg MTOW fitted - \$980	
Postage within Australis - \$80		Parachute – 140kg MTOW fitted - \$1080	
Non stock colours / special orders - \$80 ea Please contact us to discuss your requirements		Trilobite hook knife fitted - \$50	
		Velcro-in zipper - \$100	
		Postage within Australia - \$80	
		Non stock colours / special orders - \$80 ea Please contact us to discuss your requirements	

### Notes

- Take all measurements in the clothing & shoes you normally fly in
- Shoulder height should be measured at the point where the shoulder straps sits (half way between neck & edge of shoulder)
- Measurements for chest should be taken under the armpits & over the nipples
  - If you'd like a tight-fitting harness take measurement around chest with exhaled breath
  - If you'd like a relaxed-fitting harness take measurement around chest with a large inhaled breath
- 50% deposit is required to secure production spot. Balance payable before collection/post.
- Parachute will be on right hand side unless requested otherwise.
- Companion SQR parachute 120kg MTOW – area 32.4m<sup>2</sup>, sink rate 5.4 m/s, weight 1,988g
- Companion SQR parachute 140kg MTOW – area 37.8m<sup>2</sup>, sink rate 5.4 m/s, weight 2,161g
- MTOW – maximum take-off weight
- Parachutes comes with 25mm x 8m polyester load binder webbing with tensile strength 2,500kg. It is sheathed at both ends to help prevent friction and/or UV damage. Bridle is routed inside the main airfoil riser to ensure no extra drag.

Name: \_\_\_\_\_

Address: \_\_\_\_\_

Phone: \_\_\_\_\_ Email: \_\_\_\_\_

# *Harness Colour Chart*

## **Manta main body, external pockets & boot and RR main body colours**




Charcoal




Navy



Royal



Red



Black



Neon Yellow

## **Manta shoulder shroud and RR teardrops, chest pockets & shoulder shroud colours**




Deep Green




Royal Blue




Navy Blue



Amethyst



Black




Light Grey



Red



Fisher Pink



Fluro Yellow



Fluro Green



Fluro Orange

Colours indication only and are subject to change with dye lots.